

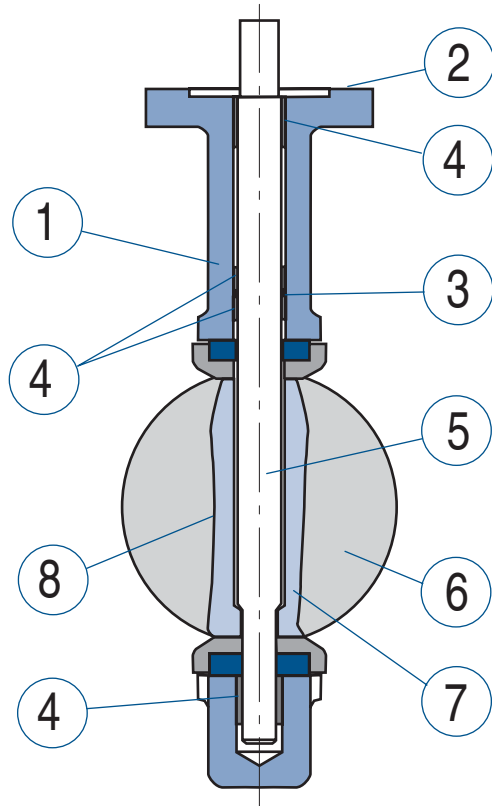
Butterfly Valves

ANSI Class 125/150 ISO 5211 Direct Mount
Wafer and Lug Design



DURAVALVE MODELS BF800C & BF900C BUTTERFLY VALVES

WAFER AND LUG BODY DESIGN



VALVE FEATURES AND BENEFITS

- One Piece Ductile Iron Body Casting** Ensures High Strength With Minimum Weight. Compatible with ANSI 125/150.
- Top Actuator Mounting Pad to ISO-5211** Direct Mount Capabilities.
- O-Ring** Give Positive Sealing in Both Directions.
- PTFE Bushings** for Shaft Support and Positive Alignment.
- One Piece Shaft** Ensures Positive Disc Positioning.
- Precision Machined Disc** Ensures Tight Shut-off with Minimum Torque and Longer Seat Life.
- Phenolic Backed Cartridge Seat** is Stretch Resistant, Non-Collapsible and Blowout Proof.
- Seat Face** Negates Need for Gaskets.

Specifications

C_v VALUES VALVE SIZING COEFFICIENT (GPM @ 1ΔP)

Valve Size	Disc Position								
	10°	20°	30°	40°	50°	60°	70°	80°	90°
1-1/2	.6	3.2	8.0	15.8	24	38	62	87	112
2	.8	4.8	11.6	22.5	38	58.3	90.3	124.2	162
2-1/2	1.3	8.6	19.1	36.3	61	97.7	167	227.3	282
3	1.7	11.8	27.7	52	81	139	233.3	344.7	420
4	2.6	20.4	48	90.3	150	254	427	652	762
5	4.4	33	77	147	253	427	699	1097	1284
6	6.2	49	112	212	367	602	1001	1484	1868
8	12	89	207	396	692	1149	1866	2800	3369
10	18.4	144	330	630	1097	1823	2942	4398	5445
12	24	207	472	1136	1997	3175	5079	6692	8195

C_v is defined as the flow rate in US gallon/min. of water at 70° F. that will flow through a restriction with a pressure drop of 1 PSIG.

SEATING-UNSEATING TORQUES (In. Lbs.)

Valve Size	Differential Pressure (PSIG)			
	50	100	150	200
1-1/2	121	132	143	154
2	121	132	143	154
2-1/2	155	172	184	204
3	226	245	262	286
4	337	368	396	438
5	521	574	630	702
6	790	881	982	1068
8	1338	1492	1655	1844
10	2097	2363	2644	2962
12	3086	3473	3872	4334

Torques shown on table above are based on clean water at 60° F. For dry gases multiply these torques by 1.5. For other types of media consult factory. For actuator sizing we recommend that you multiply the above numbers by 1.05, although a safety factor is already included

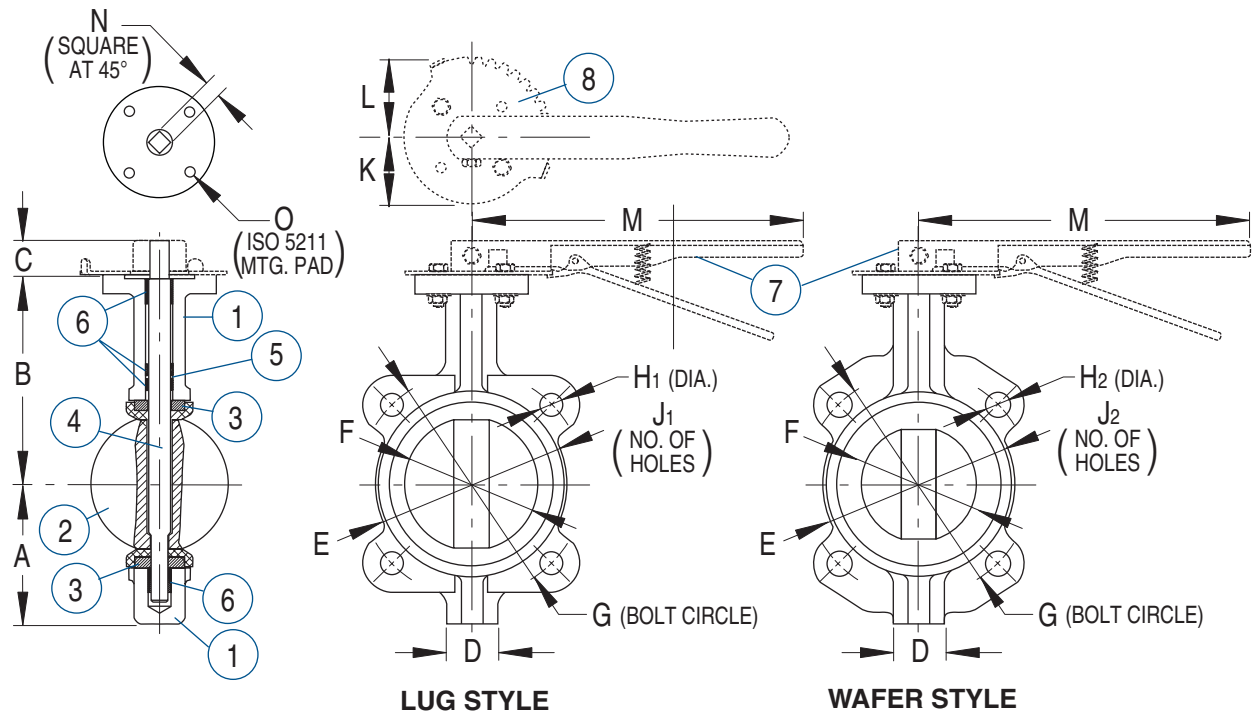
STANDARDS

ANSI/ASMEB16.11
ISO5211
MSSSP25, SP72

SEAT TEMPERATURE RATINGS

Material	Temperature Ratings °F
Buna N	+10 to 180
EPDM	-30 to 250
Viton®	+10 to 300

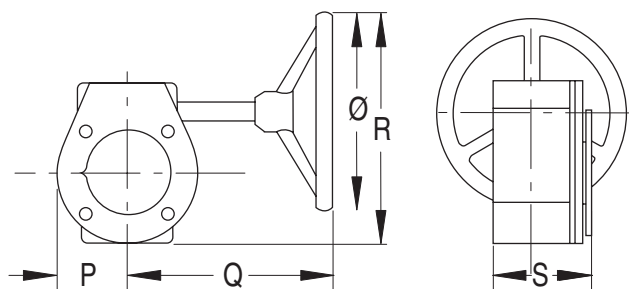
PRESSURE RATING TO 200 PSI



DIMENSIONS (inches) & WEIGHTS (lbs)

Valve Size	A	B	C	D	E	F	G	H ₁	H ₂	J ₁	J ₂	K	L	M	N	O	Weight (lbs.)		
																	WAFER	LUG	Handle
1-1/2	2.76	5.00	1.30	1.34	3.62	1.61	3.88	5/8-11	.69	4	4	2.13	2.56	10.50	.43 11mm	F05	6	7	2
2	2.81	5.50	1.30	1.69	3.74	2.00	4.75	5/8-11	.69	4	4	2.13	2.56	10.50	.43 11mm	F05	7	9	2
2-1/2	3.07	5.98	1.30	1.80	4.29	2.47	5.50	5/8-11	.69	4	4	2.13	2.56	10.50	.43 11mm	F05	8	10	2
3	3.94	6.26	1.30	1.80	5.00	3.07	6.00	5/8-11	.69	4	4	2.13	2.56	10.50	.43 11mm	F05	10	12	2
4	4.02	7.01	1.30	2.05	5.98	4.04	7.50	5/8-11	.69	8	4	2.13	2.56	10.50	.43 11mm	F07	12	17	2
5	4.65	7.52	1.46	2.19	7.17	4.78	8.50	3/4-10	.81	8	4	2.13	2.56	10.50	.55 14mm	F07	16	21	2
6	5.12	8.03	1.46	2.19	8.15	6.07	9.50	3/4-10	.81	8	4	2.13	2.56	10.50	.55 14mm	F07	20	31	2
8	6.42	9.37	1.69	2.34	10.39	7.91	11.75	3/4-10	.81	8	4	3.50	3.07	14.25	.67 17mm	F10	35	42	4
10	7.80	10.63	1.77	2.65	12.48	9.80	14.25	7/8-9	.94	12	4	3.50	3.07	14.25	.87 22mm	F10	50	63	4
12	9.25	12.40	1.77	3.03	14.57	11.81	17.00	7/8-9	.94	12	4	3.50	3.07	14.25	.87 22mm	F10	87	110	4

Item	Description	Materials	Item	Description	Materials
1	Body	Ductile Iron/Lug Style – DI or CI /Wafer Style	5	O-Ring	BUNA-N
2	Disc	DI-Nickel Plated, CF8M SS, or DI-Nylon Coated	6	Bushing	PTFE
3	Seat	EPDM, BUNA or Viton	7	Handle Lever	Malleable Iron
4	Shaft	410 Stainless Steel	8	Position Plate	Carbon Steel-Nickel Plated



WORM GEAR DIMENSIONS (inches)

Valve Size	P	Q	R	S	Ø	Weight (lbs.)
1-1/2 – 6	2.09	5.83	9.80	2.95	5.91	9
8 – 12	3.31	8.90	12.20	3.39	11.81	18.5

DURAVALVE MODELS BF800C & BF900C BUTTERFLY VALVES

ORDERING INFORMATION

1	2	3	4	5	6
Valve Size	Body Style	Body Material	Disc Material/Shaft Material	Seat Material	Operator
1-1/2"	W – WAFER- BF800C	CI – CAST IRON	DP – DUCTILE IRON-NICKEL PLATED /410 STAINLESS STEEL	B – BUNA	B – BARE STEM
2"	L – LUG- BF900C	DI – DUCTILE IRON		E – EPDM	L – LEVER
2-1/2"			SS – CF8M STAINLESS STEEL /410 STAINLESS STEEL	V – VITON	G – GEAR
3"					DA – PNEUMATIC DOUBLE ACTING
4"			DC – DUCTILE IRON-NYLON COATED /410 STAINLESS STEEL		SR – PNEUMATIC SPRING RETURN
5"					EL – ELECTRIC
6"					
8"					
10"					
12"					

EXAMPLE: **2" – L – DI – SS – E – L**
 2" Lug – Ductile Iron Body, Stainless Steel Disc, EPDM Seat, Lever Handle

DURAVALVE MANUAL AND ACTUATED VALVES

DuraValve is a quality supplier of brass and stainless steel ball valves, butterfly valves, pneumatic and electric actuators and actuated assemblies.

The DuraValve direct mount style ball valve, with its superior stem seal design, provides long cycle life when mounted to the Durair II Pneumatic Actuator or DuraValve Electric Actuator.

DuraValve provides precision made mounting kits for non-direct mount style valves that assure proper valve to actuator alignment.

DuraValve's design provides Namur Connections for available limit switches, solenoids, positioners and other accessories.

Supported by a dedicated team of highly experienced professionals, you will benefit from many years of successful industrial valve experience. DuraValve offers excellent engineering/technical support and superior customer service. DuraValve provides you with a reliable, readily available product with various end connections, for a broad variety of operating environments, at a competitive price.



The right is reserved to change or modify product design or construction without prior notice and without incurring any obligation to make such changes or modification on products previously or subsequently sold.

BFV-11-05



Phone: 847-616- 0430
 Toll Free: 800-776-1260
 FAX: 847-616-0432
www.duravalve.com